
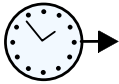


How to make a silver foil bird



You



will



need:



Silver



foil,

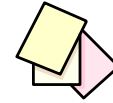


Newspaper

(or



tissue



paper),

PVA



glue,



paint.



1



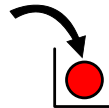
Step 1:

scrunch

the



foil



into


a



bird




shape.



You



may



need

a



few



layers.



2



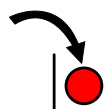
Step 2:

Rip

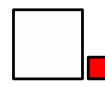
the



newspaper



into

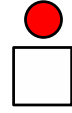
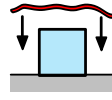
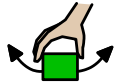


small

strips.



3



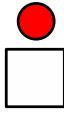
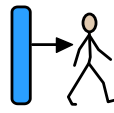
Step 3: Using the PVA glue, cover the newspaper over



the foil shape.



4



Step 4: Leave it to dry over night.



5



Step 5: paint it.

