
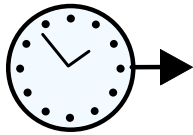



How to make Salt Dough



You




will



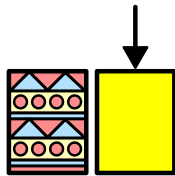
need:

2



2

cups



plain



flour

1



1

cup



salt

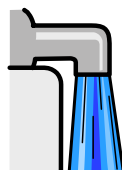
1



Up to

1

cup



water



Mix



the ingredients together in a bowl.



(Add



the water slowly as



you



may not need all of it).



Knead



the mixture into a dough and get



creating.



(If it's too

sticky



add

a little more



flour).



Air



dry

overnight before



putting in



the oven



(ask



an adult

to



help),

120

120



degrees

for 3 hours.



Air



dry

for another

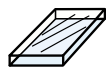


day.

Optional extras:



Use paint



(acrylics

are



best)

to



add



colour

then



seal

with PVA



glue or varnish.