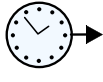
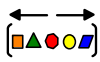




How to make Shaving foam rain clouds



You will need:



A variety of clear glasses, vases or bowls (its fun to try



different shapes and sizes.)



food colouring



shaving foam / shaving cream



1

2



small bowls / containers that will hold 1 - 2 ounces



water



1/4



eye dropper / syringe / 1/4 teaspoon measuring cup.



Instructions:

1



Step 1: Get everything ready



2



Step 2: Pour water into small



containers.



3



Step 3: add food colouring to the



water.



4



Step 4: $\frac{3}{4}$ Fill the vase /



glass /



bowl



with



water.



5



Step 5: Add the shaving foam to



the

top

of the



water.



6



Step 6: carefully add the watered



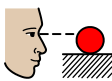
down



food colouring



7



Step 7: watch the colourful rain.



Try using more or less water with the food colouring.

Try using different shaped / size containers. Have fun